



NIMS NATIONAL INSTITUTE
FOR MATHEMATICAL SCIENCES | SOUTH KOREA

Visitor Handbook



Contents

I.	About CAMP	
	Introduction	1
	Academic Programs	1
II.	Visiting CAMP	
	VISA Information	2
	Getting to CAMP	2
	Entering CAMP Building	4
III.	Stay at CAMP	
	Accommodations	6
	Facilities	8
	Office	9
	Meals	12
	Amenities	13
IV.	Additional Information	
	CAMP Staff Directory	14
	Instruction Sheets for Taxi Drivers	15
	Instruction for Bus	16
	Map of Daejeon	17



I. About CAMP

Introduction

The Center for Applications of Mathematical Principles (CAMP) is a research center within the National Institute for Mathematical Sciences. (NIMS) It aims to contribute to the development of modern mathematical research through exchanges and interaction with academics, industry, and public.

CAMP hosted/supported over 30 international workshops and seasonal schools during 2014, and is collaborating with international research institutes including IMA, MSRI and Mathematisches Forschungsinstitut Oberwolfach (MFO).

Academic Programs

CAMP runs various type of academic programs including the following:

- **Hot Topics Workshop:** Researchers from the area share information on current research topics and help people connecting to the areas.
- **Seasonal School:** Series of intensive lectures are given for graduate students.
- **Thematic Program:** Premier mathematicians are invited and work together to identify and address that field's most critical topics and challenges.

For more information, please visit <http://camp.nims.re.kr> .



II. Visiting CAMP

Visa Information

To visit Korea, you need to apply for a visa at nearest Korean consulate.

For further information, please refer to the Korea Immigration Service website at <http://immigration.go.kr>.

We will email you official invitation letter and business certification required for visa application.

Getting to CAMP

(1) From the Incheon international airport to Daejeon city

- **Airport limousine bus** (recommended): Find a ticket booth (see the below picture), and get a ticket to **Daejeon Government Complex** (not just Daejeon).



Take the bus at "9D" bus stop (see the picture on the next page). Get off at the Daejeon Government Complex stop, which is the second stop after exiting the toll. It will take about 180-200 minutes.



Bus Information

Please go to the nearest Bus Information Counter for more Information.
(Tel. 032-741-6400)



See the table below for the fare and detailed information:

Daejeon(Deluxe)		
Direction		Airport - Dongboo Cross-Country Bus Terminal Center
Route		Daejeon(Deluxe)
Bus type		Limousine (Deluxe)
Interval		20~40min.
Travelling Time		180~200 min
First Bus	to Airport	03:20
	to Dongboo Cross-Country Bus Terminal Center	06:00
Last Bus	to Airport	19:10
	to Dongboo Cross-Country Bus Terminal Center	23:10
Fees		KRW 23,100(night KRW 25,400)
Vendor Name		Geumnam Express

- **KTX express railway:** Book a KTX ticket from **Incheon airport** to **Daejeon** (travel category: normal, travel type: direct) at the following site:

http://www.letskorail.com/ebizbf/EbizBfIndex_eng.do

It will take around 2 hours.



(2) From Daejeon city to CAMP

Take a taxi to CAMP.

Its full address goes as follows:


70, Yuseong-daero 1689beon-gil, Yuseong-gu, Daejeon 306-390

(Korean: 대전시 유성구 유성대로 1689번길 70)

Show the Korean address to the taxi driver. The approximate cost is around or less than 10,000 KRW, either from Daejeon Government Complex stop (if you use airport limousine) or Daejeon station (if you use KTX). No tips are required. Please see the 'instruction sheets for taxi drivers' page at the end of the handbook for more information.

Entering CAMP Building

CAMP and NIMS is located inside KT Daedeok Research Center No.2 building. ID cards are necessary to enter the building. To get the temporary ID card, you must submit the passport to Information desk and get a temporary ID card every morning. If you are staying more than 2 weeks, you can get a visitor's ID card which you can keep throughout the visit.





Use your ID card for entry and opening doors.



Entering and exiting CAMP requires ID card, so please keep it with you throughout your visit.



III. Staying at CAMP

Accommodations

CAMP provides accommodations at following hotels. Rooms are provided free of charge ONLY for invited people.

(1) HOTEL INTERCITI

<http://www.hotelinterciti.com/> | 82-42-600-6007 | 92, Oncheon-Ro, Yuseong-gu, Daejeon, Korea



<From the hotel to CAMP>

Taxi: it will cost around 10,000 KRW.

Bus: Please see the 'instruction for buses' page at the end of the handbook.

Take a bus from "Yuseong Spa Station Exit 7 (유성온천역 7 번출구)" (station id: #41330). You need to walk to the subway station (Yuseong Spa station) from the hotel, and locate the bus stop at exit 7.

- Line #121: Get off at "Daedeok Innopolis sports park(대덕특구체육공원)" (station id: #45850) after 20 stops taking around 1 hour. After getting off you can see the KT Daedeok Research Center No.2 right at the crossroad.



(2) Daedeok Innopolis Guest house (DCC)

<http://gh.innopolis.or.kr/> | 82-42-865-2500 | 27-5 123rd Street Expo, Yuseong-gu,
Daejeon, 305-811



<From the hotel to the CAMP>

Taxi: it will cost around 6,000 KRW.

Bus: Please see the 'instruction for bus' page at the end of the handbook.

Take a bus from "MBC/TJB broadcast station(MBC/TJB 방송국)" (station id: #43320) bus stop, located right across from the hotel.

- Line #121: Get off at "Daedeok Innopolis sports park(대덕특구체육공원)" (station id: #45850) after 9 stops taking around 30 minutes. After getting off you can see the KT Daedeok Research Center No.2 right at the crossroad.
- Line #705: Get off at "K-water education center(K-water 교육원, LH 연구원)" (station id: #44150) after 8 stops taking around 30 minutes. You need to walk up the hill (around 7 minutes) to get to the crossroad and locate the center.



Facilities



Our academic programs will be held at two seminar rooms (dark blue and green). If you want to use rooms outside the program hours, you need to ask our staffs and fill out a form. You can also use the small meeting room (pink) suited for 4~5 person upon request.



Our spacious lounge can be used freely. It is equipped with more than 3,300 books, which are reference only and CANNOT be taken out of CAMP.



Coffee, tea and cookies will be always prepared near cafeteria (colored yellow at the map).





Please do not enter inside, as our staffs can prepare them upon request. There will be tea time from 3:30PM-4:00PM every day, with additional catered food on Tuesday and Thursday.

Restrooms are located at the right hand side of the entrance.

Office

CAMP provides temporary offices for long-term visitors (colored white at the map). We will provide either iMac or Windows 8 machine upon preference.



- Software: Each machine has MS office, and mathematics softwares (Matlab, Mathematica, Maple) can be installed upon request.
- Network: A CAMP wifi is available throughout the whole CAMP space (including the lounge). Log on to: CAMP (id) / CampWirelessNetwork (password, case-sensitive)



- Printer and Copy machine: There is a printer for visitors at CAMP. If you do not find the printer, please ask CAMP staffs to find it. Printer name is "visitor printer" and it is setup as default. You can also scan or copy with this printer.



- Wireless Printer: If you have wifi connection, you can use wireless printer. Wireless printer name is 'HP LaserJet 500 color MFP M570'.

- Phone:

To call within NIMS: press extension number only (e.g. 850)

To call outside NIMS: press "9 + (phone number)" (e.g. 9 010 1234 5678)

Office seat number		Extension Number
Room1		850
Room2		851
Room3		841
Room4	4-1	843
	4-2	844
Room5	5-1	849
	5-2	847
Room6	6-1	848
	6-2	846
Room7	7-1	831
	7-2	852
Room8	8-1	845
	8-2	842



- Office Supplies: There is a desk with office supplies in front of 'Research Station Operations' office. If you do not find what you need, please ask CAMP staffs.



- **Attendance Check (for the thematic program only):** If you are using our office during the thematic program, we will prepare an attendance sheet where you sign in every morning you come. **Please do not miss the sign,** as they are essential for your expense reimbursements.



Meals

Inside the NIMS building, cafeteria is located on the first and second floor. Participants for academic programs will usually use the cafeteria on the second floor during lunch, with lunch coupons provided.



If you want to use our cafeteria during other times, or if lunch coupons are not provided, you need to purchase meal coupon. Coupons can be purchased at the convenience store (located at the building entrance) with cash (KRW) or card. Feel free to ask us for buying meal coupons.

See the table below for more information:

	Time	Price	Coupon Color	Location
Breakfast	7:30~9:00am	2000KRW	Yellow	1 st floor
Lunch	11:50~13:00pm	3000KRW	Green	1 st floor
	11:50~12:30pm	4000KRW	Orange	2 nd floor
Dinner	5:50~6:30pm	4000KRW	Orange	1 st floor



IV. Additional Information

CAMP Staff Directory

Our staffs will be always ready to answer your questions during academic events. If you have any questions, please contact us at camphelp@nims.re.kr.

(Name)	(Position)	(Extension number)	(NIMS email)
Director			
Dosang Joe	Director	801	dosjoe@nims.re.kr

Research Station Operations

Seungyeon Lee	Team Manager	821	seungyeon@nims.re.kr
Han-Young Jeong	Academic Program Coordinator	822	jeonghy@nims.re.kr
Yongmi Shin	Assistant Coordinator	823	nino4471@daum.net
Junhee Park		825	pjh3013@nims.re.kr
Jeonghui Jeong		815	jjeong@nims.re.kr
Dean Jin	IT Manager	832	deanjin@nims.re.kr



Instruction for Buses

Buses at Daejeon can be paid by a transportation card (called T-money) or cash. Using transportation cards is very convenient. They can be purchased and charged at nearby convenience stores.

To use the transportation card, simply tag the card on the sensor at each ride. You don't need to tag the card at exit, unless you transfer to other bus line. The fare is usually 1,100 KRW and will increase if you travel longer. It will be automatically charged out.



(The picture is old, and does not reflect the current fare.)

If you want to use cash, the fare is 1,200 KRW. Pay at the bin beside the card sensor.

Each station can be identified with a 5-digit number written at the station. You can use the number if you are confused about the station name. The following page will help finding information about the bus lines or stops:

<http://traffic.daejeon.go.kr/eng/mainFront/atmsMain.do#index>



Instruction Sheets for Taxi Drivers

Show the following to the taxi driver according to your destination.

No tips are necessary in Korea.

To CAMP:



기사님,

"전민동 KT 대덕 2 연구센터"

로 가 주세요.

주소: 대전 유성구 유성대로

1689번길 70



Please take me to KT Daedeok
research center No.2

Address:
70, Yuseong-daero 1689beon-gil,
Yuseong-gu, Daejeon



To Hotel Interciti:

기사님,
"호텔 인터시티"
로 가 주세요.

주소: 대전 유성구 온천로 92



Please take me to
Hotel Interciti

Address:
92 Oncheon-Ro, Yuseong-gu,
Daejeon



To Daedeok Innopolis Guesthouse:

기사님,
"대덕특구 게스트하우스"
로 가 주세요.

주소: 대전 유성구 엑스포로
123번길 27-5



Please take me to Daedeok
Innopolis Guesthouse

Address:
27-5 Expo-ro, 123beon-gil,
Yuseong-gu, Daejeon



To Daejeon Government Complex Dunsan Intercity Bus Station.

기사님,

"대전청사 시외버스 둔산 정류소"

로 가 주세요.

주소: 대전 서구 청사로 189



Please take me to Daejeon
Government Complex
Intercity Bus Station

Address:
70, Chungsa-ro, Seo-gu,
Daejeon



To Daejeon KTX station

기사님,
"대전역(KTX)"
으로 가 주세요.

주소: 대전 동구 중앙로 215



Please take me to
Daejeon KTX Station

Address:
215 Joongang-ro, Dong-gu,
Daejeon

